

# Digital indicator with relay outputs PMS-920

- ✓ Current input 4...20 mA or 0...20 mA
- ✓ Voltage input 0...5V, 1...5V, 0...10V, 2...10V Pt100
- ✓ 2 or 4 settable relay outputs: 1 A, 250 V AC
- ✓ Power supply 85...260 v AC/DC
- ✓ Integrated power supply 24 V DC
- ✓ RS-485 output



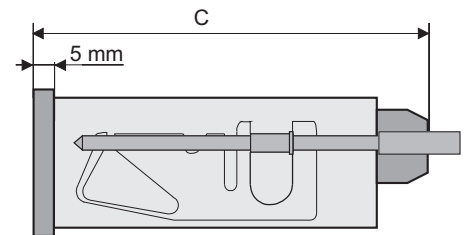
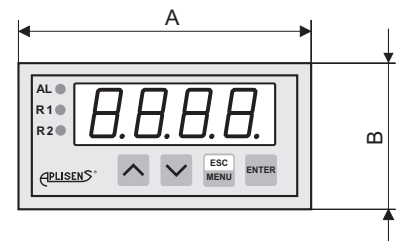
## Functions and use

Programmable indicator PMS-920 is applicable to cooperation with the transmitters having a standard current or voltage output signal. Two alarm values controlling the relay outputs can be programmed. Diodes on the front of the indicator indicate the exceeding of the alarm values. The relay outputs have a pair of operating contacts. The transmitter can be powered directly from the indicator with a built-in auxiliary 24 V DC supply unit.

PMS-920 meters enables the following parameters to be programmed:

- ◆ type of input signal: 4...20 mA or 0...20 mA, 0...5 V, 0...10 V, 1...5 V or 2...10 V,
- ◆ measured value display range and decimal point position;
- ◆ level and hysteresis of action of relays;
- ◆ state of contact during alarm;
- ◆ password restricting access to the programming menu;
- ◆ display filtering level.
- ◆ color of display (green or red).

## External dimensions



## Input signal

## Technical data

4...20 mA or 0...20 mA,  
0...5 V, 0...10 V, 1...5 V or 2...10 V

## Display range

-999 to 9999

## Display error

0,1% ± 1 digit

## Relay outputs

2

special version 4

## Power supply

1 A, 250 V AC, cosφ=1

## Integrated power supply:

85...260V AC/DC  
24 V DC stab., max. 100 mA

## Operating temperature

-20...50°C

## Storage temperature

-20...70°C

## Display size:

LED 4x13mm

special version LED 4x20mm (PMS-920/20)

## Casing

panel type

IP 40 (from the front)

IP 20 (from the terminals)

## PMS-920

(A=72mm , B=36mm , C=100mm)

Dimensions of panel cut-out 67mm × 32,5mm

## PMS-920/20

(A=96mm , B=48mm , C=100mm)

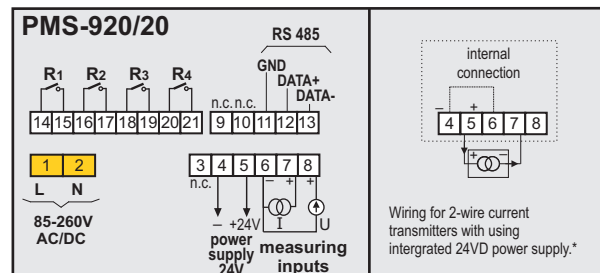
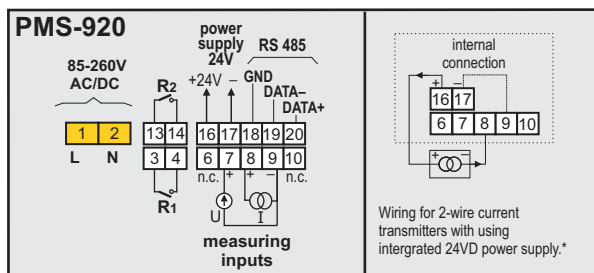
Dimensions of panel cut-out 90,5mm × 43mm

## Ordering procedure

PMS-920/\_\_\_\_\_

Special version:

20 - display 4x20mm, casing 96x48x100mm



\*Other ways of connecting current and voltage transmitters are given in the Operation Manual